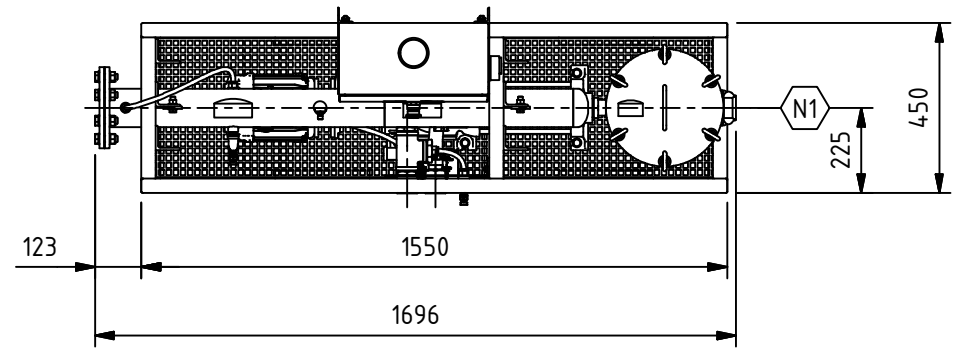
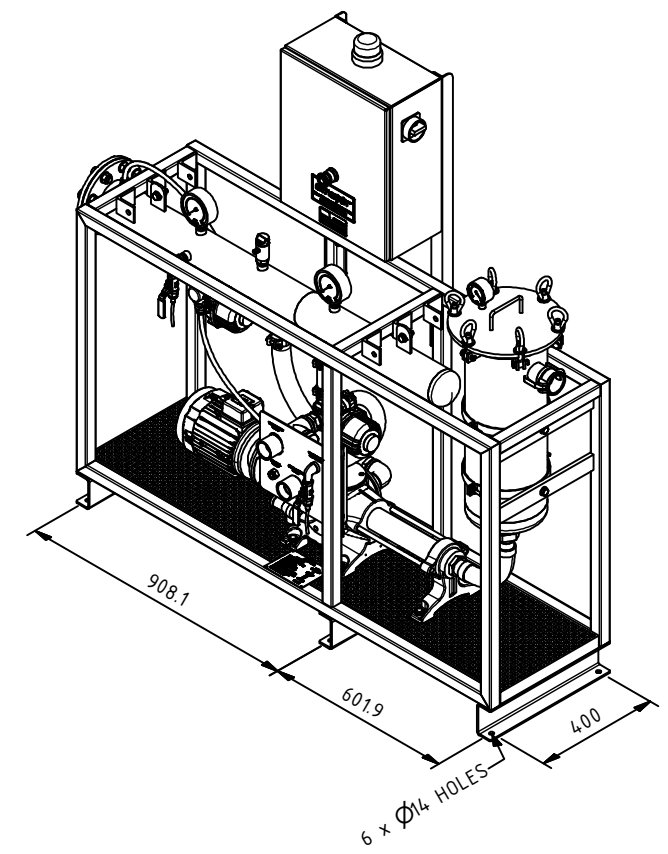


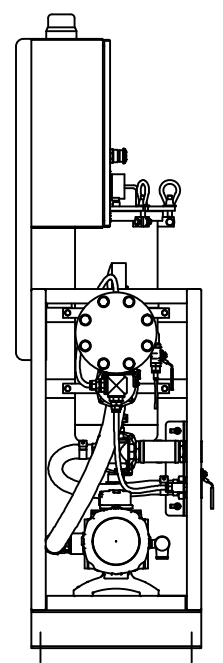
NOZZLE SCHEDULE		
NOZZLE	DESCRIPTION	SIZE
N1	EFFLUENT INLET	1-1/2" NB CAMLOCK (f)
N2	TREATED WATER OUTLET	1-1/2" BSP (f)
N3	RECYCLE / DECANT WATER OUTLET	1-1/2" BSP (f)
N4	REJECT OIL OUTLET	12mm OD TUBE



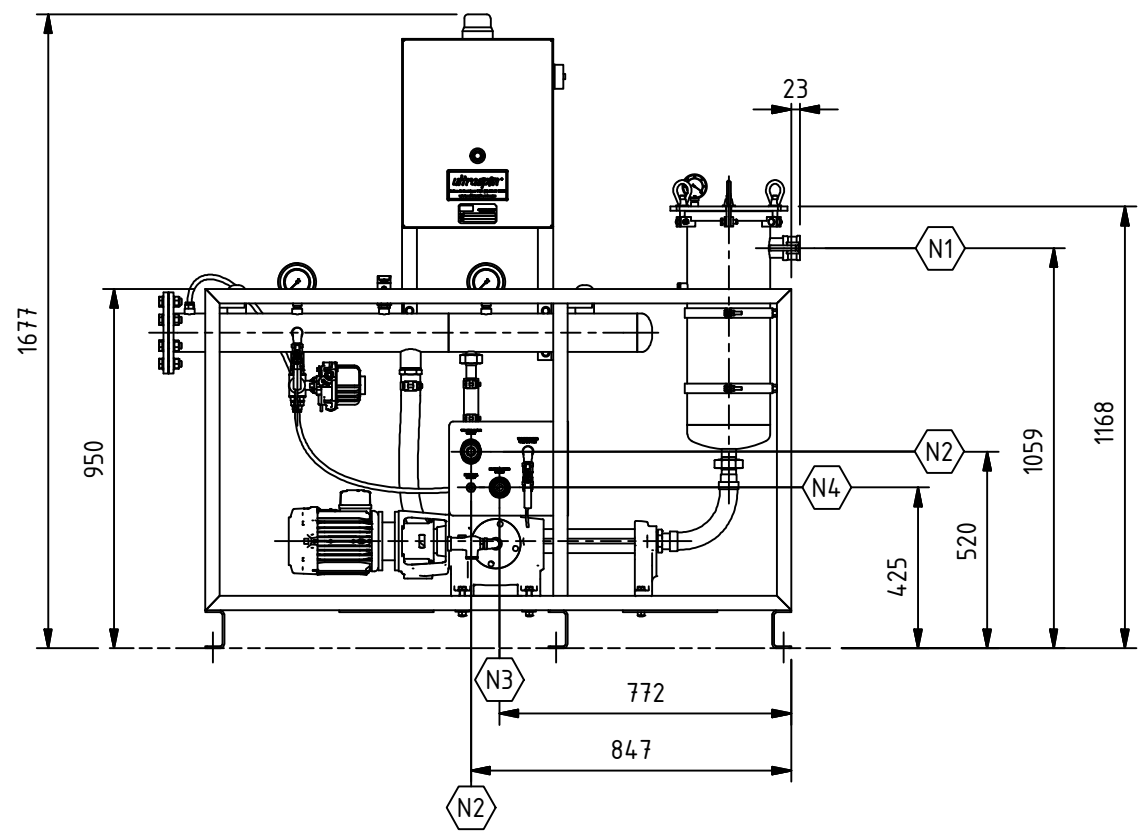
TOP VIEW



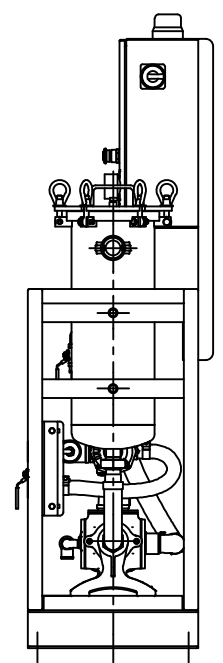
ISOMETRIC VIEW



LH SIDE VIEW



FRONT VIEW



RH SIDE VIEW

REV	DESCRIPTION	DRAWN	CHKD	DATE	DIMENSIONS IN MILLIMETRES UNLESS OTHERWISE STATED
0	ORIGINAL ISSUE	GDS	I.S.	7/21/2017	IF IN DOUBT ASK DO NOT SCALE
					THIRD ANGLE PROJECTION UNLESS OTHERWISE STATED



ULTRASPIN PTY LTD
46 WADHURST DRIVE, BORONIA, VIC. 3155
PH +61 3 8841 7200

THIS DRAWING IS THE PROPERTY OF ULTRASPIN AND MUST NOT BE USED OR COPIED WITHOUT THEIR WRITTEN PERMISSION. FEATURES OF THE ULTRASPIN PRODUCTS AND PROCESS SHOWN ARE PATENTED OR PATENT PENDING. PROCESS AND EQUIPMENT DESCRIBED SHOULD NOT BE USED WITHOUT PRIOR WRITTEN CONSENT FROM ULTRASPIN
TM-TRADE MARK OF ULTRASPIN Pty Ltd

CONFIDENTIAL				
TITLE				
EDGE EB35 SEPARATOR, SINGLE STAGE - GENERAL ARRANGEMENT				
CLIENT				
SCALE	SIZE	DOC No.	SHEET	REV
1:20	A3	I-A-0592-01	1 of 1	0